

More information

Welcome booklet

- Admission
- Stay
- Rights and duties
- Practical information...

Ask for your welcome booklet or ask your parent to scan this QR Code.



«Small cars»



Ask for your car!



Hôpitaux Robert Schuman

9, Rue Edward Steichen, L-2540 Luxembourg
T +352 2862 6521
Email: pediatrie@hopitauxschuman.lu
www.facebook.com/hopitauxrobertschuman
www.hopitauxschuman.lu

USEFUL INFORMATION

RECEPTION HÔPITAL KIRCHBERG
T +352 286 911

Num Orbis 1026534

Flyer SPH EN

Imprimé au Luxembourg W. 09.2023 – Ed. 12.2024



HÔPITAUX
ROBERT
SCHUMAN



RECOMMENDATIONS BEFORE YOUR HOSPITALISATION



YOUR SURGICAL INTERVENTION IN THE PAEDIATRICS DEPARTMENT

hopitauxschuman.lu

facebook.com/hopitauxrobertschuman

Dear child,

You are about to have an operation in our hospital. You will be admitted to the paediatric ward unless there are exceptional circumstances.

A caregiver will contact you the day before your operation late morning or early afternoon at the latest, to know the day, time and place you should report.

If, for any reason (fever, cough, etc.), you are unable to attend on the scheduled date, please notify the Paediatrics Department on [+352 2468 6521](tel:+35224686521).

Following your visit to the Pre-Hospitalisation Service, you will find all the information you need for your admission in this document.

We wish you a pleasant stay and a speedy recovery.

USEFUL TIPS

At home

Pre-operative fasting

You should not eat for 6 hours before your operation. The anaesthetist will have told you during the consultation if you can still drink water 2 to 3 hours before your operation.

Your medication

Your usual treatment may be taken the day before and/or the day of your operation, depending on the anaesthetist's instructions.

Pre-operative skin preparation

Preoperative skin preparation is necessary to reduce the risk of infection.


Pre-operative shower

- Take a shower or bath the day before the operation using the soap given to you when visited the Pre-Hospitalisation Department or a mild liquid soap.
- Dry yourself with a clean towel
- Don't use cream, perfume or deodorant
- Put on clean pyjamas after your shower







Apply soap your hair first, lathering from top to bottom.

Focus on the area to be operated on and on the following parts:

- neck
- armpits
- navel
- groin
- anogenital region
- nails, hands and feet



Recommendations to remember:

- ✓  Brush your teeth (without swallowing water)
- ✓  Keep your nails short and clean
- ✗  Remove nail varnish (even colourless) and false nails (hands and feet)
- ✗  Remember to remove your make-up
- ✗  Remove jewellery and piercings
- ✗  Remove contact lenses

When you arrive at the hospital

Please bring the following documents with you:

- your identity card
- your social security and health insurance card
- your surgical consent

Before 7 a.m.: report directly to the paediatric ward on the 5th floor.

After 7 a.m.: first go to the central admission desk at Kirchberg Hospital (counters 6 to 8).

Make sure you bring all the things you need for your stay:

- Spare clothing
- Toiletries: towels, flannels, toothbrush...
Closed slippers or non-slip socks
- Spare change to buy water from the vending machine
- Special appliances (crutches, etc.)
- Personal medication
- Clean favourite object (cuddly toy)
- Objects to play with or pass the time (music player, etc.).



Do not bring valuables or large sums of money. A safe is available in each room.

Returning home

You must be accompanied by an adult on your return journey.

Post-operative instructions will be given to you by your surgeon and the team who will have taken care of you.